

Tactical Notes

June 2025

So many kits... So little time...



To Contact MMCL:

President:
Rich Guetig
Email: wolfandgang@twc.com
Phone: 502-931-0302

Vice President:
Alex Restrepo
Email: alexrest@aol.com

Treasurer:
Randy Fuller
Email: srandfuller@gmail.com

Secretary/ Tactical Notes
Editor:
Jason Sizemore
Email: sizemj@gmail.com
Phone: 502-377-4330

Show Chairman:
Joe Betz
Email: jbetz2970@gmail.com

Member At Large:
Julia Evelsizer
Email:
juliaevelsizer@yahoo.com

Member At Large:
Randy Fuller
Email: srandfuller@gmail.com

So Summer Is upon on us. I hope you are getting some bench time in. I unfortunately am not getting much. I have just about finished up a 1/72 Revell P-47D. Just need some clear coat, and gluing on the fiddly bits.

This month I have written out some notes I have put together on model paint types and chemistry. I plan to write some future articles on model paints and air brushing. Hope you enjoy it.

I want to say thanks to all of those who have sent me content for the newsletter. Keep it coming. (Next month I will have part two of Myles Marcovitch's "Building an Engine Room")

Keep Cool and Model On!

Jason

President's Page

“So many kits...So little time...”

Dear MMCL Members,

Summer is upon us and “Truckmania” is full swing for the August Smackdown! Several members have started their trucks with some very interesting builds. The August Smackdown will be Thursday, August 21, 2025. If you haven’t started your truck, you still have plenty of time.

This Saturday, June 21, 2025 from 6:30 AM – 10:30 PM will be our 2nd “All Day Build Session.” Come and go as you please. There will be NO fee collected on this day – it’s FREE. KYANA will be in the parking lot in the morning showing off their awesome cars and drinking coffee. THEY WILL NOT BE IN THE WAY OF OUR MODELING SESSION. They should be done around 12:30-1:00. I hope to see a great turnout for the build session again. Last time we had close to 40 modelers.

Our MMCL Invitational flyer is in the latest IPMS Journal (May-June). It has been absent from the journal the last four years for various reasons (all on their part, not ours). Thanks to Alex, the Invitational should be on the IPMS Events page soon.

Reminders;

- Donate a kit or two for our monthly raffle at the June meeting.
- Bring your recent show winners and completed model(s) for Show-N-Tell.
- Renew your club membership for 2025.
- Keep working on your Truck for the August Smackdown. Any kit, any scale, anything goes!

As always, relieve your stress level and build a model (not a Hobby Boss kit, ask Joe)!

See you at the meeting

Rich

WWII Aircraft Production

By: Brent Dellacoletta

Do you know what World War II military aircraft were produced in the largest numbers? As a modeler of WWII aircraft, I have always been interested in making models of the most significant aircraft which usually means the ones produced in the greatest numbers. My goal was to make a 1/72 model of every military aircraft that had a minimum production of 1000. My collection was around 150 (9 vacuforms!) although the 1000 unit number (good trivia question) was closer to 110. I achieved this years ago although some (Russian!) aircraft were difficult to obtain and my quality was not nearly up to the MMCL standards. The following list is 25 of the most produced aircraft. There may be some disagreement over the actual numbers produced during or before the war but I checked several sources (older) and this is my best list with often approximate production figures. I did not include nonmilitary types (like the Polikarpov PO-2 which was used by the Russians in minor roles, and for nuisance night bombing, for which actual production figures are somewhat sketchy.) I also included variants of types (ie Spitfire and Seafire as one). You may be surprised with the list. No single U.S. type is at the top of the list although the U.S. easily swamped all other nations in total production. Contrary to popular belief the Bf 109 is probably not at the top of the list although judging by the models available you may not predict the other two. Unfortunately it was not until the last 30 years or so that Russian WWII aircraft models were readily available!

Here they are:

Type	Approximate wartime (or prewar) production
Yakolev Yak 1,3,7,9 series	36338
Ilyushin IL-2 Stromovik	36150
Messerschmidt Bf-109 series	33,000 to 35,000
Lavochkin Lagg 3, La 5, La 7 series	22381
Supermarine Spitfire/Seafire	21973
Focke Wulf FW 190 series	19,700 approx
Consolidated B-24 Liberator	18482
Republic P-47 Thunderbolt	15639
North American P-51 Mustang	15469
Junkers JU-88 (excluding Ju 188)	15,000 approx
Hawker Hurricane	13740
Curtiss P-40 series (excluding P-36)	13740
Boeing B-17 Flying Fortress	12731
Grumman F6F Hellcat	12,275 ? (may be some postwar)
Mitsubishi A6M Zero (and Rufe)	11462
Vickers Wellington	11462
Petlyakov Pe-2	11427
Avro Anson	11022 ("warplane" is a stretch)
Vought F4U Corsair	11,000 (approx, may be some postwar)
Douglas C-47 (including foreign license)	10349
Grumman TBF Avenger	9839
North American B-25 Mitchell	9816
Bell P-39 Airacobra (excluding P-63)	9590
Polikarpov I-16	9450 approx
Lockheed P-38 Lightning	9393

Model Paint Chemistry for the Newbies

By: Jason Sizemore

Growing up as a young model maker there really was only two kinds of paints. Testors paint in the small glass square bottles, and rattle can spray paint. Paint was paint and I did not thin and my brushes where the horrible white Testors paint brushes. When I stopped modeling in high school I always wanted to get an airbrush but never did. When I came back to modeling that is the first thing I bought; a crappy airbrush from Amazon. This lead me to learn about all of the new model paints that had come out since I had been away from the hobby. I compiled some notes and I want to share them with you.

* Caveat: These are my opinions and notes and how I understand model paints. I may be wrong on some things please give me some grace, but I hope you may learn something new as I did.

The components of our paints:

- Pigments: Other wise known as the stuff that give our paint a “color”
- Binder: The stuff that holds our paint onto our models
- Vehicle: the “liquidy” part of our paints that evaporates and allows our paint to cure/dry, usally the same stuff as our thinner.
- Additives: AKA: stuff to allow the paint to harden, level out, and dry slower (retarder)

Now the Major paint types:

- Water-base Acrylics (The vehicle is water) (BTW Acrylic does not always mean it is water based look at Tamiya acrylics)
- Non-water base Acrylics (The vehicle is not water, but some kind of alcohol usually)
- Enamel (The vehicle is an oil base substance like mineral spirits)
- Lacquer: (The vehicle is a solvent like lacquer thinner)

Paint examples and what I have had success thinning them with:

- Non-waterbase acrylics; examples: Tamiya Acrylics, Mr Hobby Aqueous, AK Real Colors – I have thinned them with Tamiya X20, Mr. Color Leveling Thinner (AKA Unicorn tears). and Tamiya Lacquer thinner.
- Water-base Acrylics; examples: Vallejo (Air and Model), Ammo Mig, AK 3rd Gen. I think it is usually best to thin these paints with their own brand thinner. More info on this in my next article.
- Enamels; examples: Testors. Humbrol, Revell (Email). I thin these with their own brand thinner or hardware store odorless mineral spirits.
- Lacquer; Mr Color, Tamiya Lacquers, MRP. I have thinned these with Tamiya Lacquer Thinner and Mr Color Leveling Thinner.

Pros and Cons of Each Paint Type:

Non-waterbase acrylics: Pros: Sprays great, relatively sturdy after drying. Cons: Dries too fast sometimes, needs lacquer thinner or alcohol for cleanup. Not great brush painting paint. Needs good ventilation when using.

Water-base acrylics: Pros: lots of colors, water cleanup, brush great. Cons: have to play with them to get them to spray well. Fragile after drying.

Enamels: Pros: lots of colors, brush well, Very sturdy when dry. Cons: take longer to dry, need mineral spirits for cleanup, need good ventilation when using

Lacquer: Pros: Spray great, very sturdy when dry, dries very fast. Cons: Cannot brush paint at all. Needs good ventilation when using. Needs to be cleaned up with lacquer thinner.

MMCL May 2025 Motorcycle Smackdown Winners

Congrats! All entries were fantastic and received votes!


#1: Dave Philley - US WWII Courier



#2: Rich Guetig - Workshop Rebuild



#3: Levi McDermott - Apocalyptic Mayhem



Military Modeling Club Of Louisville					
MMCL					
May	2025		PNC Bank		
Starting Cash Balance:					\$9,528.06
Cash Receipts	Date		Check Receipts	Date	
Workshop		\$382.00			
50th Anniversary Shirts		\$1,203.81	Item		\$0.00
Workshop/Raffle/membership Renewal		\$340.00	Item		\$0.00
			Item		\$0.00
			Item		\$0.00
			Item		\$0.00
			Item		\$0.00
Item			Item		\$0.00
Item			Item		\$0.00
Item			Item		\$0.00
Item			Item		\$0.00
Total Cash Receipts		\$1,925.81	Total Reimbursements		\$0.00
TOTAL RECEIPTS					
Cash Or Debit Expenses:	Date		Cash Or Debit Expenses:	Date	
Kyana December	5/10/2025	225.00			
PNC Monthly Charge		6.95	Item		
Scale Repro. (SD Gift Cert.)		50.00	Item		0.00
50th Ann. Shirt Reimbursement		1,203.81	Item		0.00
Crown Trophy (SD plaque)		34.93	Item		0.00
Crown Trophy (Member Challenge Coins)		486.54	Item		0.00
Crown Trophy (Modeling Excellence Challenge Coins)		380.54	Item		0.00
			Item		0.00
			Item		0.00
			Item		0.00
			Item		0.00
Total Cash Expenses:		(\$2,387.77)	(\$2,387.77)		
Reimbursable Expenses:	Date		Reimbursable Expenses:	Date	
Item		0.00	Item		0.00
Total Reimbursements:			0.00		
TOTAL EXPENSES			(\$2,387.77)		
NET Monthly Increase(Decrease):					
ENDING CASH BALANCE:		April	2025		\$9,066.10
					(\$461.96)
Notes:					
As of 6/17/2025 Balance = \$8,899.15					


MMCL

“All Day Build Session”

Saturday

June 21, 2025

6:30 AM – 10:30 PM



- Open to all **MMCL Members**
- The workshop will open around 6:30 AM and close at 10:30 PM.
- You can show up whenever you want and come and go as you please.
- This day will be just like a Friday Night Fights, except it will go all day.
- Drinks will be provided as long as supplies last. **Food will be on your own.**
- If there is only one person present at a given time and that person has to leave for a little while, a sign will be placed on the door with a return time.
- There will be **NO \$5.00** workshop fee collected.

In-House Swap Meet

**** If you would like to bring kits to sell, please feel free to do so****

2025 MMCL LOUISVILLE INVITATIONAL MODEL CONTEST AND SWAP MEET

SATURDAY SEPTEMBER 27TH 9:00 AM TO 3:30 PM

PAROQUET SPRINGS CONVENTION CENTER

395 PAROQUET SPRINGS DRIVE

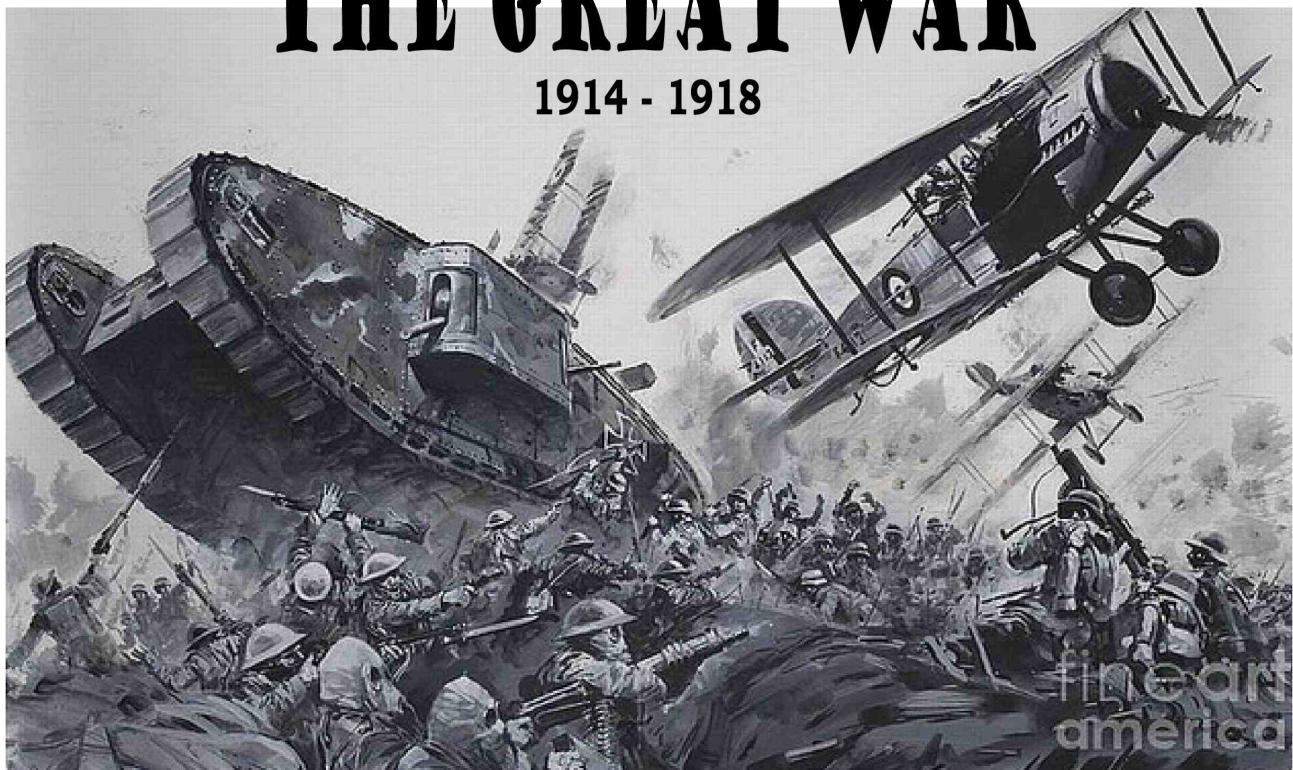
SHEPHERDSVILLE, KY 40156



SHOW THEME

THE GREAT WAR

1914 - 1918



SHOW CONTACT:

JOE BETZ

jbetz2970@gmail.com

VENDOR CONTACT:

DAVE CROUCH

dcrou@bellsouth.net

GENERAL ADMISSION : \$5.00

CONTEST ENTRY FEE : \$10.00

(\$ 8.00 FOR IPMS MEMBERS)

INCLUDES FIRST 2 MODELS

\$1.00 PER ADDITIONAL MODELS

JUNIORS (UNDER 18) \$5.00 UNLIMITED ENTRIES

LARGEST

RAFFLE

IN REGION 4

SEE MMCL.ORG FOR ENTRY FORMS AND CATEGORIES

ON SITE CONCESSIONS

RESTAURANTS & HOTELS NEARBY